


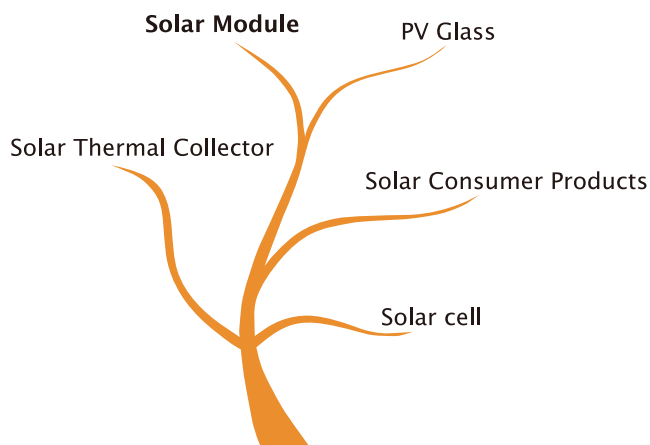
TPS-M6U(60)-280W

280W
Mono Crystalline Solar Module



Not Your Average Solar Provider

Our Products Categories



Professional Solar Provider Since 1992

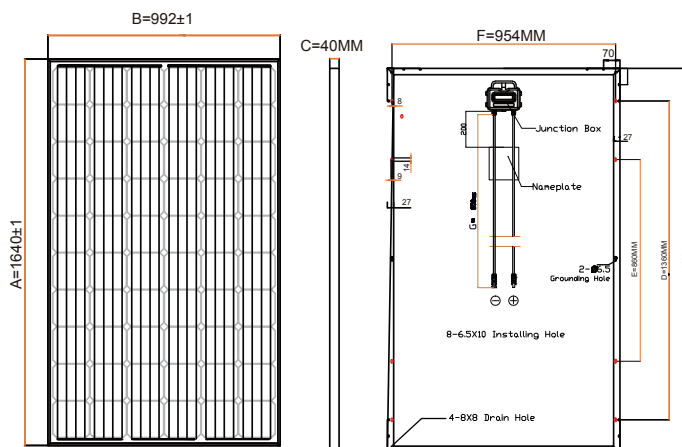
Key Feature

- Plus power tolerance: $\pm 3\%$
- Independent research anti-reflective and self-cleaning glass surface reduces power loss from dirt and dust
- Excellent performance under low light environments, create better kWh/kW ratio and produce average 2-3% more electricity

Best Quality

- Junction box and bypass diodes guarantee the modules free of overheating and "hot spot effect"
- 100%EL double-inspection ensures modules are defects free

Electrical Characteristics



MECHANICAL SPECIFICATION

Cell Type	Mono crystalline 156.75x156.75mm
Number of cells	60pcs
Dimensions(AxBxC)	1640x992x40mm
Front Glass	3.2mm Coated tempered glass
Frame	Anodized aluminum alloy
Connector	MC4 Plug
Output Cables	Length 0.9m

PERFORMANCE AT STANDARD TEST CONDITION (STC:1000W/m²,25°C,AM1.5)

Module Series	TPS-M6U(60)-280W
Maximum Power at STC(Pmax)	280W
Short Circuit Current(Isc)	9.3A
Open Circuit Voltage(Voc)	38.6V
Maximum Power Current(Imp)	8.8A
Maximum Power Voltage(Vmp)	31.8V

ABSOLUTE MAXIMUM LIMITS

Parameters	Unit	Rating
Operation temperature	°C	-40 to +85
Storage temperature	°C	-40 to +85

DEALER INFORMATION BOX